
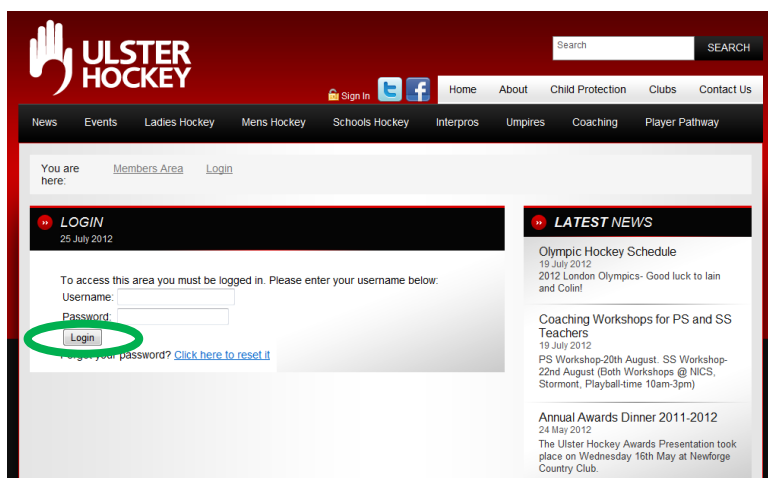


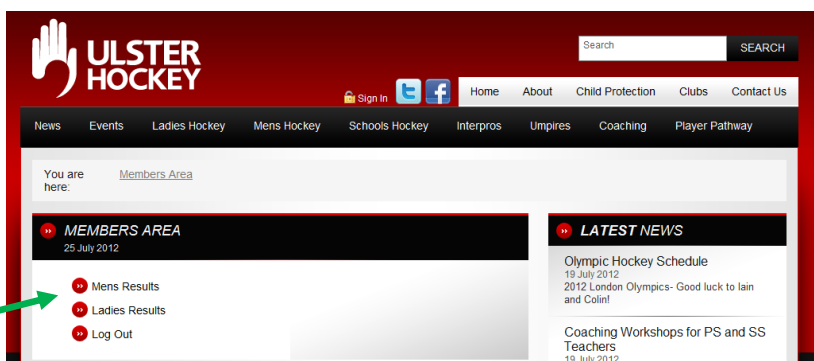
1. Open the Ulster Hockey website
www.ulsterhockey.com
2. Click on **sign in**- beside the padlock



3. Enter your club's username and password (**these have not changed**)
4. Please use the login button (**do not use the enter button the keyboard**)



5. Click on **Men's Results** or **Ladies Results**. Men's Results if you wish to enter a result for the men's leagues and ladies results if you wish to enter a result for the ladies league.

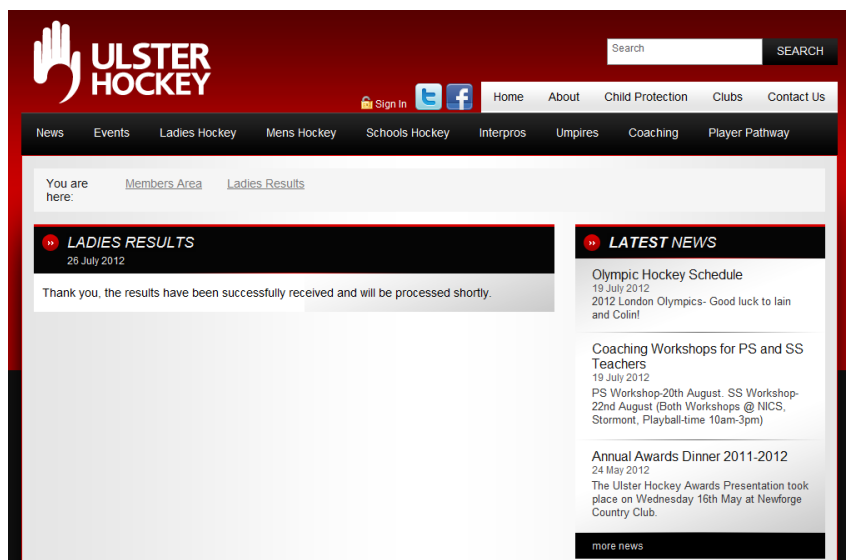


6. Please use the form to fill in the results.
 - a) Only submit results where your team is the HOME team. DO NOT enter Away results
 - b) Please fill in all boxes on a home team line
 - c) Home Team 1 is your 1st XI, Home Team 2 is your 2nd XI, etc
 - d) Away Team Level is the squad of the club you are playing against e.g. 2nd XI

7. When you have completed the form please click on the **submit** button (circled).

The following message box will appear when you have clicked submit. Please click on the **ok** button if you are sure that you have entered the correct details.

8. When the form has been successfully submitted the following screen will appear.



**Results submitted by e-mail not using this form will not be entered.
Security is important!**

**FAILURE TO SUBMIT RESULTS WITHIN RELEVANT TIMESCALES WILL
RESULT IN PENALTIES – PLEASE REFER TO RULES AND REGULATIONS
DOCUMENT**